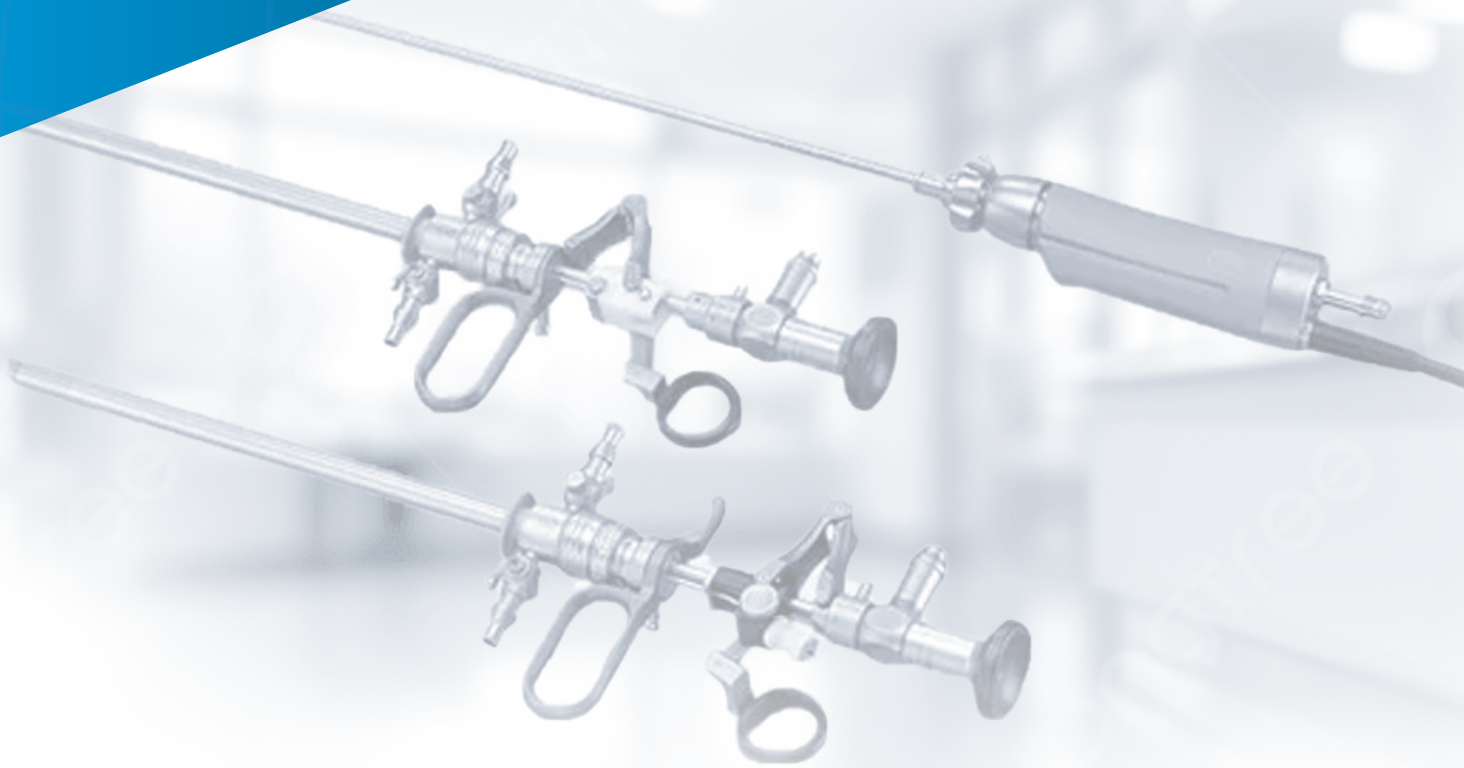




**GLOBAL**

**MEDICAL ENDOSCOPY**

*Endoscopy Equipment Specialists*



# **FICHA TÉCNICA**

## **Set de enucleación de próstata HoLEP 26 fr**




## Incluye

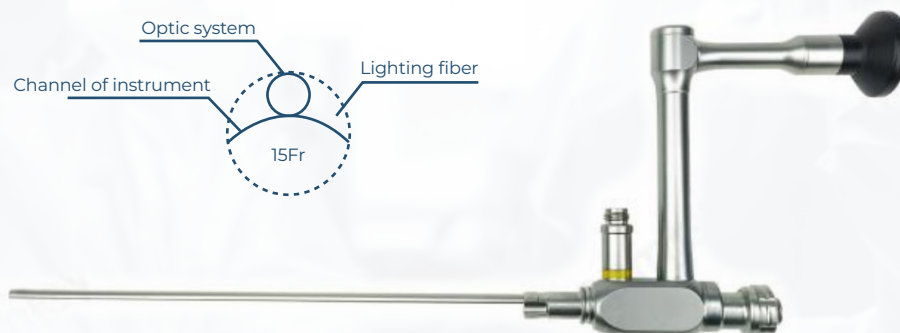
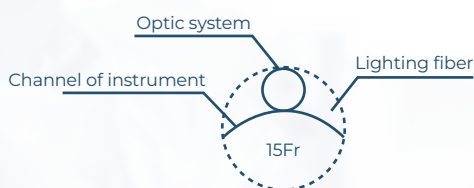
- Cistoscopio HD 4mm 30°
- Elemento de trabajo LÁSER
- Camisa externa 26 fr
- Camisa interna 24fr con obturador
- 3 adaptadores para fibra
- Nefroscopio HD 0°, 20cm, canal 15fr

## HoLEP System 26FR

26Fr



## GME26-20 STORZ Type Nephroscope



## GME26 Resectoscope Sheath 26FR STORZ Type



## GME2618 Obturator STORZ Type



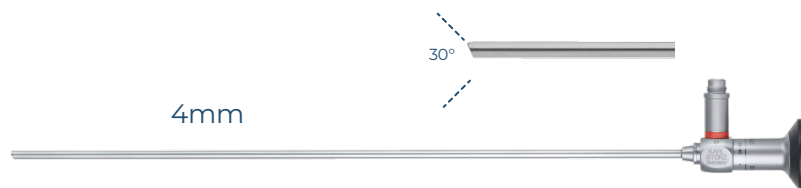
24Fr/180mm



**GLOBAL**  
**MEDICAL ENDOSCOPY**

# GME ENUCLEATION SET

## GME4302 STORZ Type 30° HD 4mm Cystoscope



## GMEW5000 Laser Working Element (Passive)



- GME5010 Fiber Adapter (1.0mm)
- GME5012 Fiber Adapter (1.2mm)
- GME5014 Fiber Adapter (1.4mm)



## GME2420 Inner sheath 24Fr with obturator



24Fr/200mm





**GLOBAL**  
**MEDICAL ENDOSCOPY**  
*Endoscopy Equipment Specialists*

## Contactanos

 909-563-8510

23891 Via Fabricante  
Suite 609  
Mission Viejo,  
CA 92691 USA



 [www.globalmedicalendoscopy.com](http://www.globalmedicalendoscopy.com)



**Entrega a  
disponibilidad**



**Certificado  
de garantía**



**Equipos  
médicos  
de calidad**